



Summary Feedback

ST1 – ST4 Teaching Programme 2024

DKT FRCR 2B Practice Viva (Session 65)

THE POT-POURRI OF FRCR VIVA CASES

Top Tips, Differentials, "A to ZEE" & More ! (Part 7)

(30th My 2024)

Delivered By:

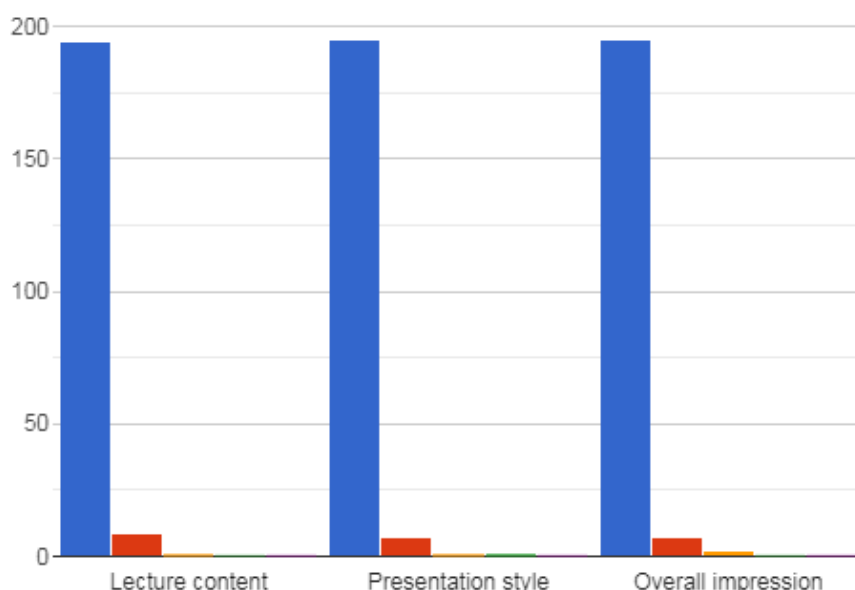
(Sami Khan)

Summary Points:

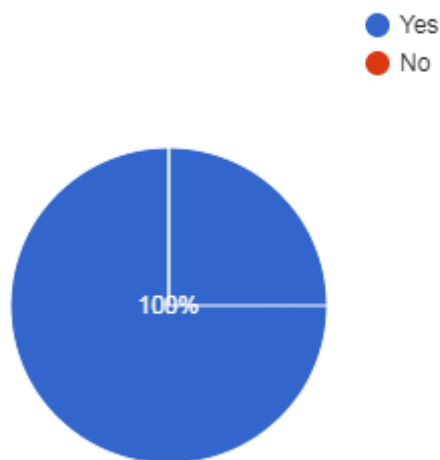
- ST1-ST4 teaching programme 2024 – FRCR 2B Practice Viva Session 65: 2.5 hours teaching time
- Total Attendees: 500 from 44 Countries (Algeria, Afghanistan, Australia, Bahamas, Bahrain, Bangladesh, Canada, Dominica, Egypt, Ghana, Hong Kong, India, Indonesia, Iran, Iraq, Ireland, Jordan, Kenya, Kuwait, Lebanon, Libya, Malaysia, Malta, Maldives, Mauritius, Myanmar, Namibia, Nepal, Nigeria, Oman, Pakistan, Palestine, Qatar, Saudi Arabia, South Africa, Sri Lanka, Sudan, Swaziland, Türkiye, UAE, UK, Ukraine, Yemen, Zimbabwe).
- Total feedback received from 204 participants

Please rate the following aspects of the session

Excellent Very good Good Satisfactory
Poor



Did you find it useful
204 responses



Testimonials

- Wow, what an incredible selection of cases. Every single time he is able to show a case that I have never seen! I have learnt so much from this teaching and today's session has really helped solidify some really important concepts! Thank you! (UK).
- Dr Khan is simply the best Radiology Teacher I have listened to! (Nigeria).
- Dr Khan's dedication to teaching is evident in the way he meticulously prepares each case, ensuring that we understand not just the diagnosis, but also the underlying principles and basic concepts (India).
- Dr. Khan is an extraordinary teacher! The world of radiology is lucky to have him! (Saudi Arabia).
- Good learning cases and teaching was absolutely excellent. The best part about Dr Khan is that he teaches whole topic with a case, anatomy and clear concepts with exam handy points. A dedicated teacher indeed. Dr Khan you are an asset, a legend who always is in our prayers. This forum is a blessing for junior doctors or people on the track of FRCR. Thanks to the DKT team (Pakistan).
- Very interesting cases, well explained by the legend Dr Khan (Jordan).
- Absolutely awesome cases as always. It was an immensely great learning experience with Dr Khan as usual (UK).
- Nice and interesting cases were most useful (Saudi Arabia).
- Great cases (UK).
- Tips from Dr Sami Khan and variety of cases were most valuable (India).
- Constructive feedback is always given to the candidates which is beneficial for all. High-yield topics were covered ranging from Neuro, GI, Trauma, Spine etc (UAE).
- Entire session was useful (Bahamas)
- Excellent cases and explanations (UK).
- Potpourri of cases were most useful (India).
- Good mix of cases and good teaching from Dr Khan as always (UK).
- Content, more to the intent of Dr Khan, this age of crisis was most useful (India).

DKT FRCR 2B Practice Viva (Session 65) THE POT-POURRI OF FRCR VIVA CASES - Top Tips, Differentials, "A to ZEE" & More ! (Part 7)

- I liked the basic stuff which we all tend to forget and need a recall (UK).
- All was amazing (UK).
- Cases and explanation was most useful (Sri Lanka).
- Excellent description (India).
- Excellent description of anatomy and good cases (UK).
- Cases and discussions were most useful (Pakistan).
- Cases discussion and selection were most useful (UAE).
- Cases and Dr. Khan's explanation were most useful (Egypt).
- Excellent cases with detailed explanations (UK).
- Practical cases were most useful (Iraq).
- I liked the interesting cases that were presented (Malaysia).
- Very nice and great session (Pakistan).
- The cases and explanation were excellent (UK).
- I liked the variety of cases with exceptional teaching (Lebanon).
- Excellent cases and teaching (UK).
- Case discussions were most useful (India).
- The mix of emergency cases was great (UK).
- Cases and teaching points were most useful (Pakistan).
- Good cases (UK).
- The images are most useful (South Africa).
- The case discussions were most useful (UK).
- Unique challenging cases specially masticator space case was most useful (Pakistan).
- Masticator space lesion and complicated case of diverticulitis were most useful (UK).
- The anatomy pathophysiology explanation was useful (Pakistan).
- Case description and anatomy understanding were useful (Pakistan).
- Very informing cases (UK).
- The way Dr Khan going through the cases after attempt by the candidates was most useful (Zimbabwe).
- With every class my concepts are cleared, especially anatomy concepts (Pakistan).
- Relatability and explanation is brilliant! (UK).
- Clear case explanation was most useful (UK).
- Dr Sami's way of teaching was most valuable (Pakistan).
- Dr Khan's discussion of cases was most useful (Iraq).
- Super selected cases with excellent case based through explanation (Egypt).
- Sir's explained so well after the candidate stopped (Pakistan).
- I liked the way the basic concepts were explained (Pakistan).
- Very comprehensive discussion and interesting cases (Egypt).
- Feedback about wrong approaches of candidates was most useful (Maldives).
- Good cases (Oman).
- The good explanation was most useful (Saudi Arabia).
- Outstanding variety and description of cases (Pakistan).
- I liked the viva cases and the post viva lecture (Zimbabwe).
- Very nice cases with linking to the exam way and how to manage them (UK).
- Good variety of cases, interesting and complex (UK).

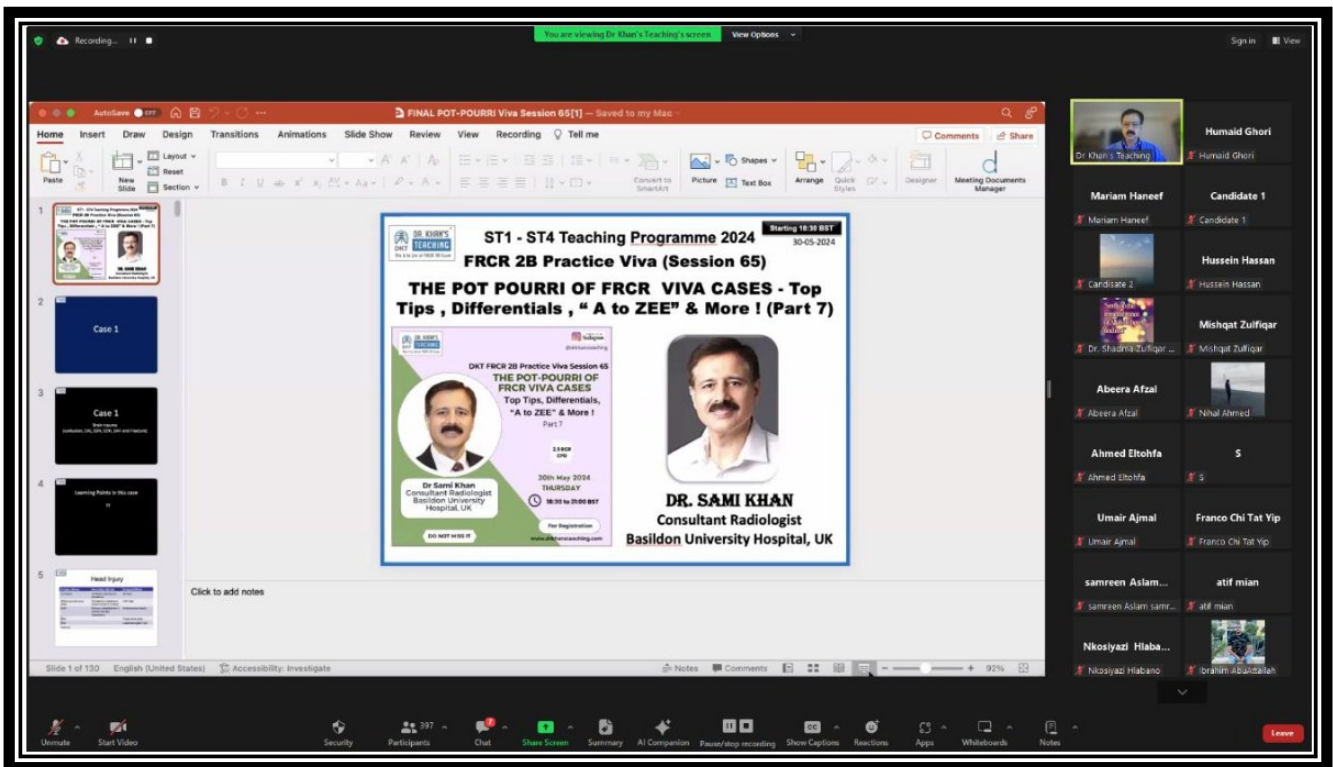
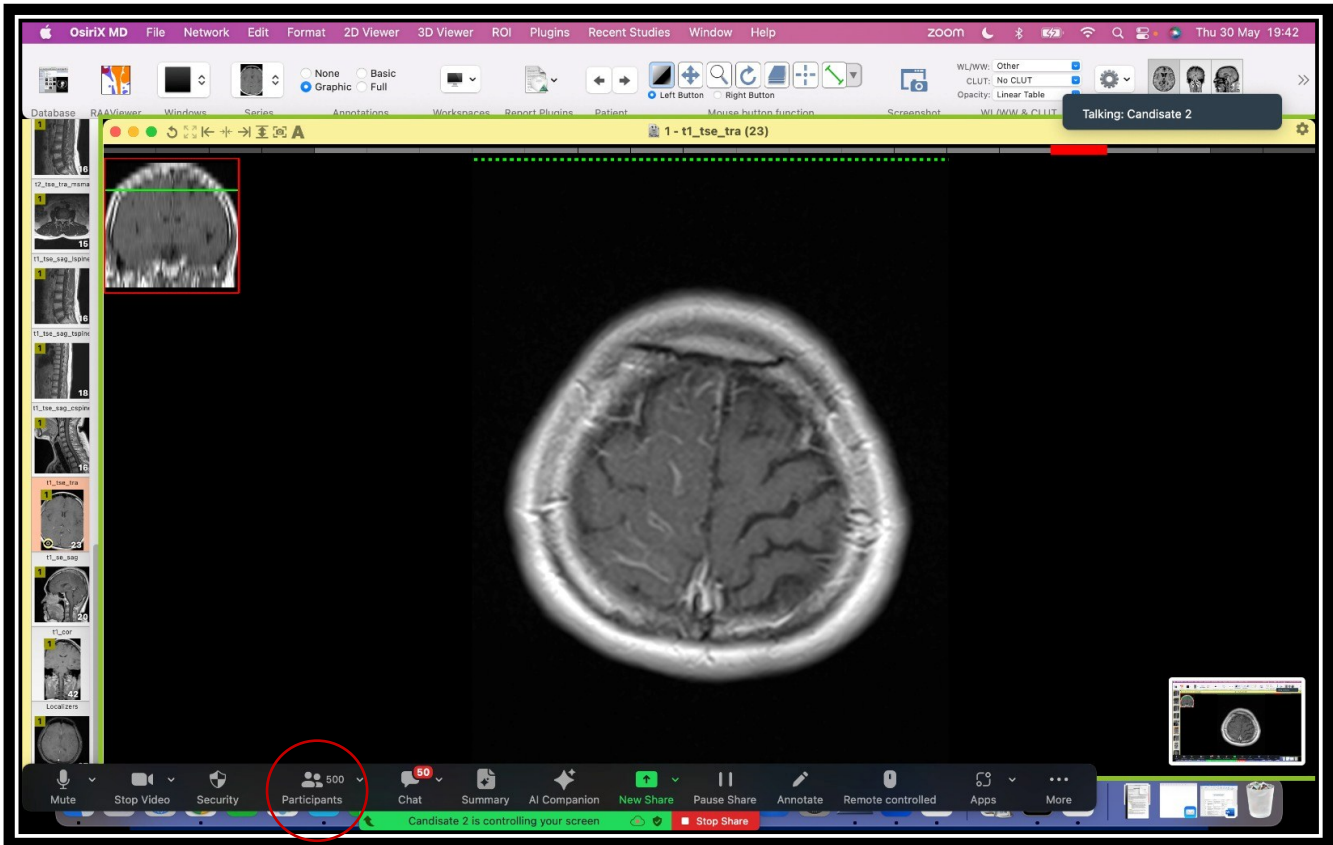
DKT FRCR 2B Practice Viva (Session 65) THE POT-POURRI OF FRCR VIVA CASES - Top Tips, Differentials, "A to ZEE" & More ! (Part 7)

- The slides after each case and differential diagnoses were most useful (UK).
- I liked the MRE and MRI abdomen which I never seen in practice (Pakistan).
- Very impressive discussion of the cases with variant pathology (Saudi Arabia).
- Very good cases (India).
- Interaction and explanation was most useful (India).
- Great teaching and great cases (Pakistan).
- I liked the good cases and opportunity to practice (UK).
- Impressive images were most useful (Nigeria).
- CT and MRI cases were most useful, quite unique and important for exam (Pakistan).
- Exam cases and viva points were most useful (Pakistan).
- Excellent cases and teaching points (India).
- Range of collection and explanation is excellent (UK).
- Whole lecture was excellent (Pakistan).
- All aspects were useful and valuable (Pakistan).
- New cases with complications were most useful (Oman).
- Variety of cases and thorough explanations was most useful (UK).
- Very, very nice cases (UAE).
- I liked the collection of cases (Pakistan).
- Great variety of cases and lecture.Thank you! (UK).
- Superb teaching (Pakistan).
- Excellent lecture covered all aspects (Pakistan).
- Great cases (Pakistan)
- Excellent teaching (Sri Lanka).
- Excellent cases (Egypt).
- It was perfect (UAE).
- Explanations are excellent (Pakistan).
- All cases explained well (Oman).
- Basic and main concepts for major pathologies were most useful (Saudi Arabia).
- Wonderful cases and explanation (Iraq).
- Explained well (Sri Lanka).
- The cases, teaching slides and viva tips were useful (Pakistan).
- Teaching points and types of cases were most useful (Saudi Arabia).
- Amazing cases (Egypt).
- Amazing collection of cases covering multiple modalities (Saudi Arabia).
- Dr Khan's teaching was most useful (UAE).
- Wonderful session (Iraq).
- Very valuable session with very interesting findings (UK).
- I liked the explanation of cases and anatomy at the end of case (India).
- Going through the spaces of the neck was most useful (UK).
- Excellent session (Malaysia).
- Excellent teaching! (UK).
- Different cases, some of which I have seen for the first time were most useful (Libya).
- Content presentation was most useful (Hong Kong).
- Class is perfect in all ways (UAE).

DKT FRCR 2B Practice Viva (Session 65) THE POT-POURRI OF FRCR VIVA CASES - Top Tips, Differentials, "A to ZEE" & More ! (Part 7)

- It was perfect (UAE).
- Great lecture (Egypt).
- Amazing (Sri Lanka).
- Excellent (India).
- Very useful. Thank you Dr Khan (UK).
- Absolutely impressive (Nigeria).
- Very nice teaching session (Pakistan).
- I have learned a lot (Tele Radiologist).
- Really good practice. Thank you Dr Khan (Malaysia).
- Excellent lecture (Pakistan).
- As June candidate for 2B, i request to Sir Dr Sami to conduct a session on MRI breast and mamo and also a RR session. Highly appreciated (Pakistan).
- Excellent (UK).
- Very Good actually (Pakistan).
- I joined it for first time & it's worth it (Pakistan).
- Great cases (South Africa).
- Excellent and best way of learning (UAE).
- Fantastic (UK).
- Excellent as always (Pakistan).
- Very informative and helpful (UAE).
- Very nice session (Maldives).
- Excellent session (Pakistan).
- Excellent teaching session (UK).
- Very useful cases and teaching. Thanks (India).
- Brilliant session (Pakistan).
- Excellent collection of cases with explanation (Oman).
- Extremely useful and educational (UK).
- Well organised, systematic and great cases collection (UK).
- Marvellous (India).
- Excellent learning opportunities (India).
- Excellent session (India).
- Highly resourceful (Nigeria).
- This is perfect! I wish I could train with Dr Khan someday! IA (Pakistan).
- Excellent teaching session like always (Algeria).
- Nothing could be more awesome and amazing (Saudi Arabia).
- Great! (Egypt).
- Very best (Pakistan).
- Excellent discussion of cases (Pakistan).
- Excellent informative discussion in beautiful sequence with an amazing cases (Yemen).
- Amazing case collection and explanation (India).
- Enlightening (UK).
- Excellent session. Thank you (Malaysia).
- Very useful and informative (Saudi Arabia).

DKT FRCR 2B Practice Viva (Session 65) THE POT-POURRI OF FRCR VIVA CASES - Top Tips, Differentials, "A to ZEE" & More ! (Part 7)



DKT FRCR 2B Practice Viva (Session 65) THE POT-POURRI OF FRCR VIVA CASES - Top Tips, Differentials, "A to ZEE" & More ! (Part 7)

Recording... 11 You are viewing Dr Khan's Teaching's screen View Options Sign in View

DR. KHAN'S TEACHING
Viva

Is this a fibrotic stricture ?

b0 b50 b500 b1000

Humaid Ghori
Candidate 1
Candidate 2
Candidate 3
Hussein Hassan
Abeera Afzal
Nihal Ahmed
S
Umar Ajjmal
Franco Chi Tat Yip
samreen Aslam...
Nikostiyazi Hiba...
Ibrahim Al-Qusbi
Lakshmi Narasi...
Vivian Ekanem
Nawaf Al-Wakeel
Liza Nellyta

Mute Start Video Security Participants Chat Share Screen Summary AI Companion Pause/stop recording Show Captions Reactions Apps Whiteboards Notes Leave

=====XX=====XX=====